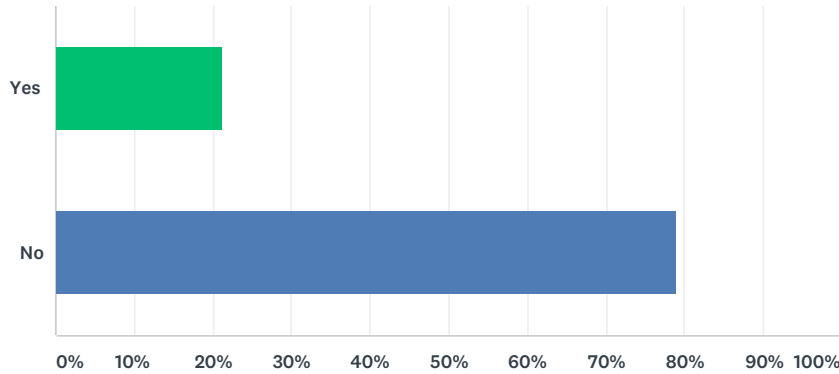


Q1 Did you contribute to the Tamborine Mountain Blueprint in any shape or form (verbally, at a meeting, online or in writing)?

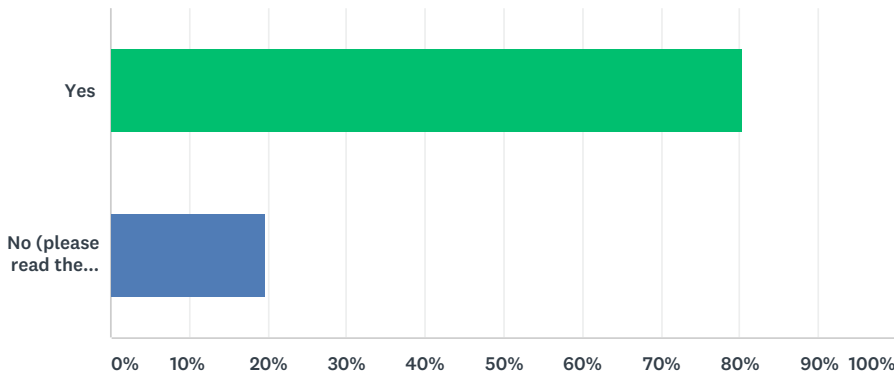
Answered: 242 Skipped: 7



ANSWER CHOICES	RESPONSES	
Yes	21.07%	51
No	78.93%	191
TOTAL		242

Q2 Have you read the executive summary, also called Blueprint edition 3.0?

Answered: 244 Skipped: 5

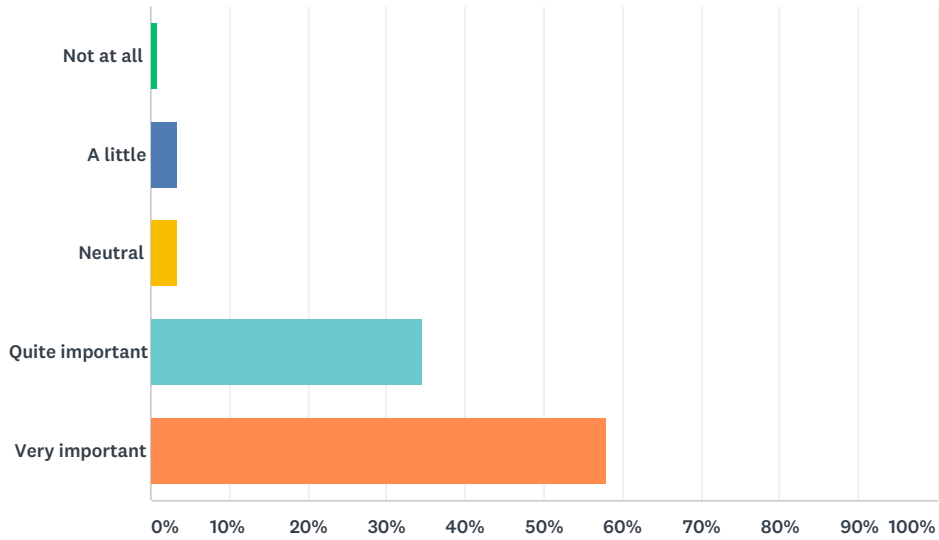


ANSWER CHOICES	RESPONSES	
Yes	80.33%	196
No (please read the Blueprint HERE before continuing with this survey)	19.67%	48
TOTAL		244

Q3 How important is the Infrastructure of TM to you?

Answered: 240 Skipped: 9

Tamborine Mountain Blueprint Survey

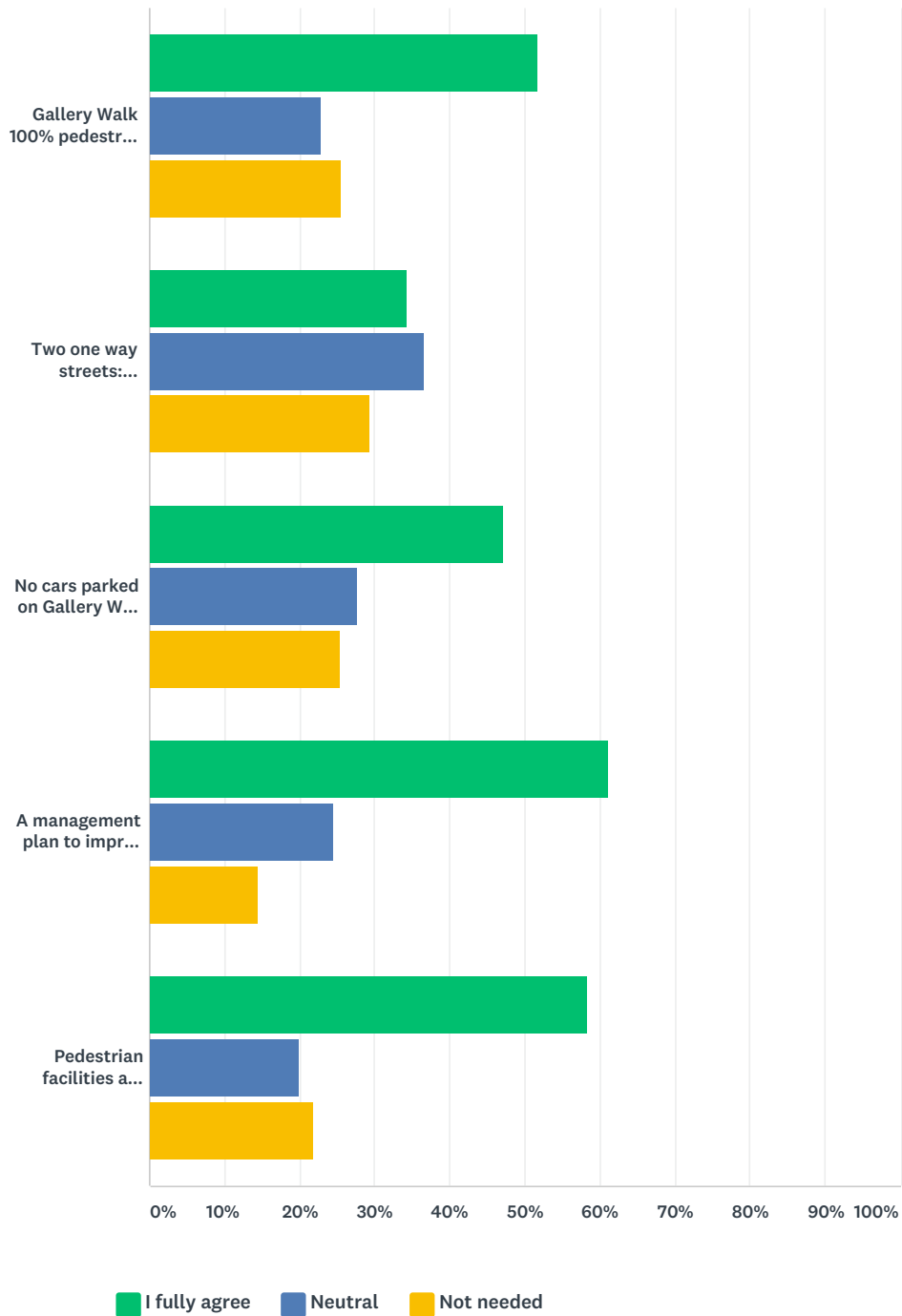


ANSWER CHOICES	RESPONSES	
Not at all	0.83%	2
A little	3.33%	8
Neutral	3.33%	8
Quite important	34.58%	83
Very important	57.92%	139
TOTAL		240

Q4 Twice, in 2000 and 2010, the Council created extensive plans for Gallery Walk, including by-pass and parking solutions. How important are, in your opinion, the following options:

Answered: 224 Skipped: 25

Tamborine Mountain Blueprint Survey

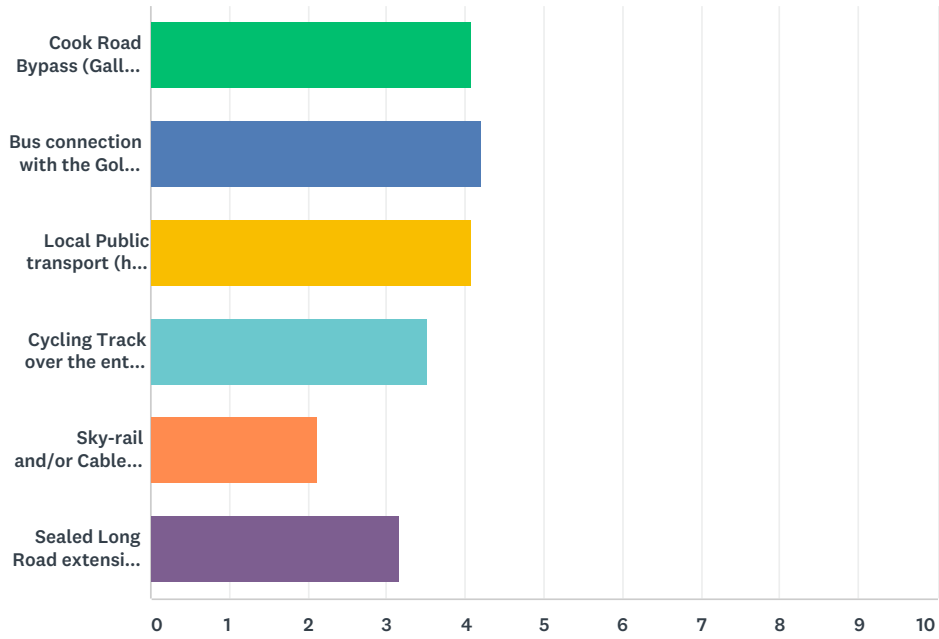


	I FULLY AGREE	NEUTRAL	NOT NEEDED	TOTAL
Gallery Walk 100% pedestrian during the day (Cook Road is bypass)	51.60% 113	22.83% 50	25.57% 56	219
Two one way streets: Gallery Walk and the 'to be built' Cook Road	34.25% 75	36.53% 80	29.22% 64	219
No cars parked on Gallery Walk (car parks to be used/created elsewhere)	47.06% 104	27.60% 61	25.34% 56	221
A management plan to improve the product-quality of the shops	61.09% 135	24.43% 54	14.48% 32	221
Pedestrian facilities and crossings at Main Street and Main Western Rd (near Manitzky)	58.37% 129	19.91% 44	21.72% 48	221

Q5 Funds are always limited and choices have to be made. Please rank these choices from very important (1) to less important (6).

Answered: 223 Skipped: 26

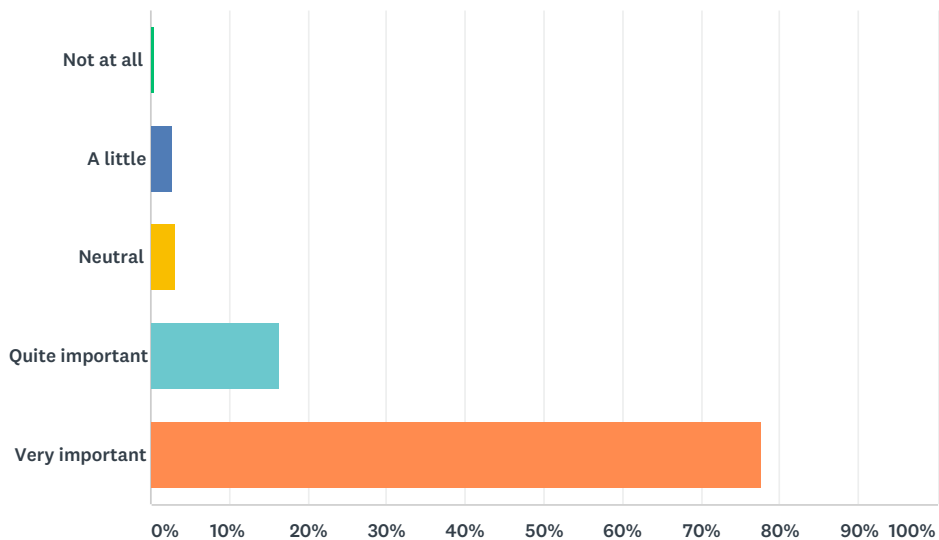
Tamborine Mountain Blueprint Survey



	1	2	3	4	5	6	TOTAL	SCORE
Cook Road Bypass (Gallery Walk)	28.00% 56	18.00% 36	17.00% 34	17.00% 34	11.00% 22	9.00% 18	200	4.08
Bus connection with the Gold Coast	24.12% 48	24.12% 48	21.61% 43	14.57% 29	9.05% 18	6.53% 13	199	4.20
Local Public transport (hop on, hop off)	17.00% 34	22.50% 45	29.00% 58	18.00% 36	10.50% 21	3.00% 6	200	4.08
Cycling Track over the entire plateau	14.56% 30	14.56% 30	17.48% 36	24.76% 51	18.93% 39	9.71% 20	206	3.52
Sky-rail and/or Cable Car	6.64% 14	5.69% 12	5.21% 11	9.48% 20	21.33% 45	51.66% 109	211	2.12
Sealed Long Road extension from Esme Street to Normandie Court	14.02% 30	15.42% 33	9.81% 21	14.02% 30	26.64% 57	20.09% 43	214	3.16

Q6 How important are policies about natural environment for you?

Answered: 227 Skipped: 22



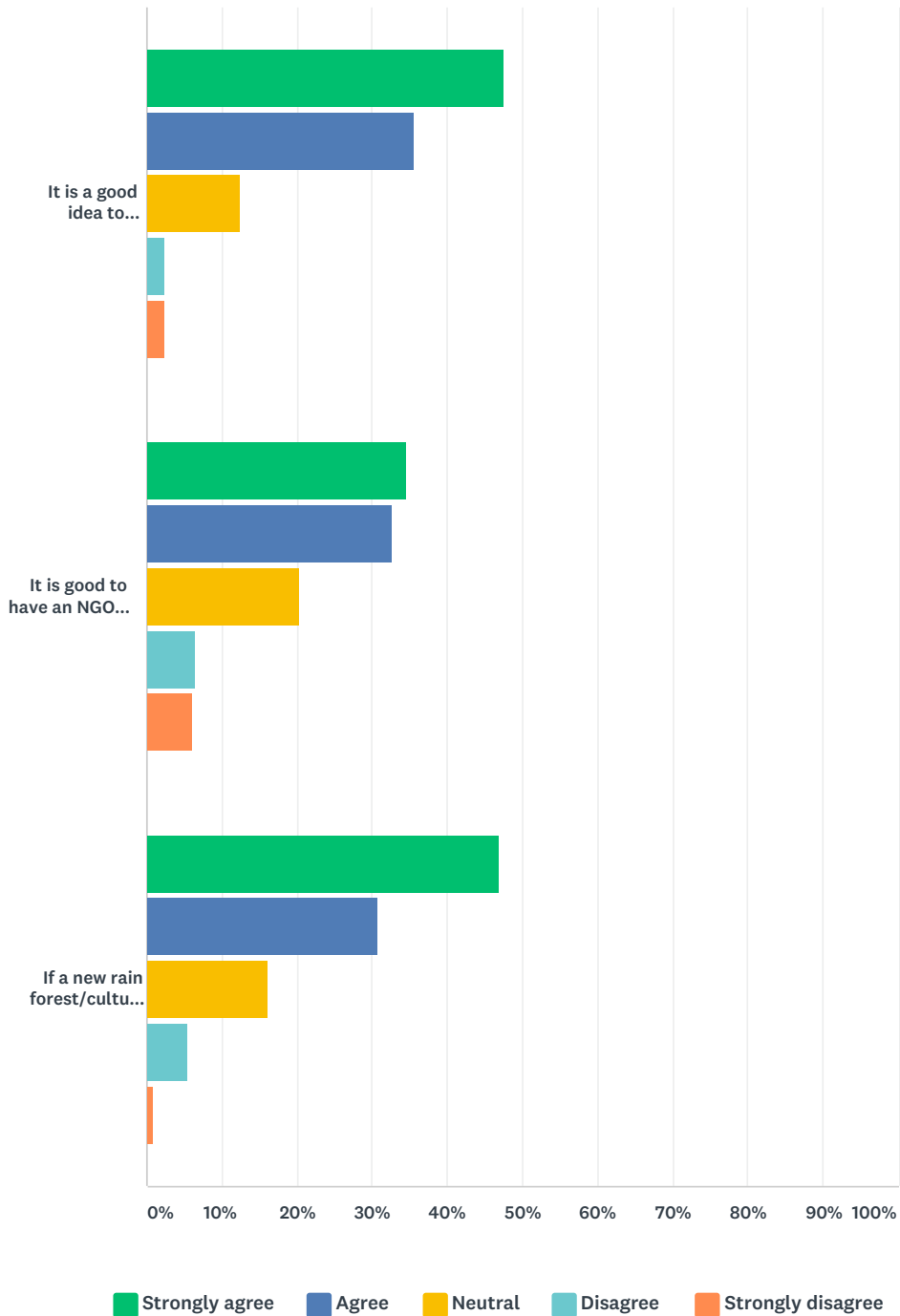
ANSWER CHOICES	RESPONSES
Not at all	0.44% 1

Tamborine Mountain Blueprint Survey

A little	2.64%	6
Neutral	3.08%	7
Quite important	16.30%	37
Very important	77.53%	176
TOTAL		227

Q7 What is your opinion on the proposal to establish a community based Non Governmental Organisation (NGO) to co-ordinate wildlife based activities on the mountain?

Answered: 219 Skipped: 30



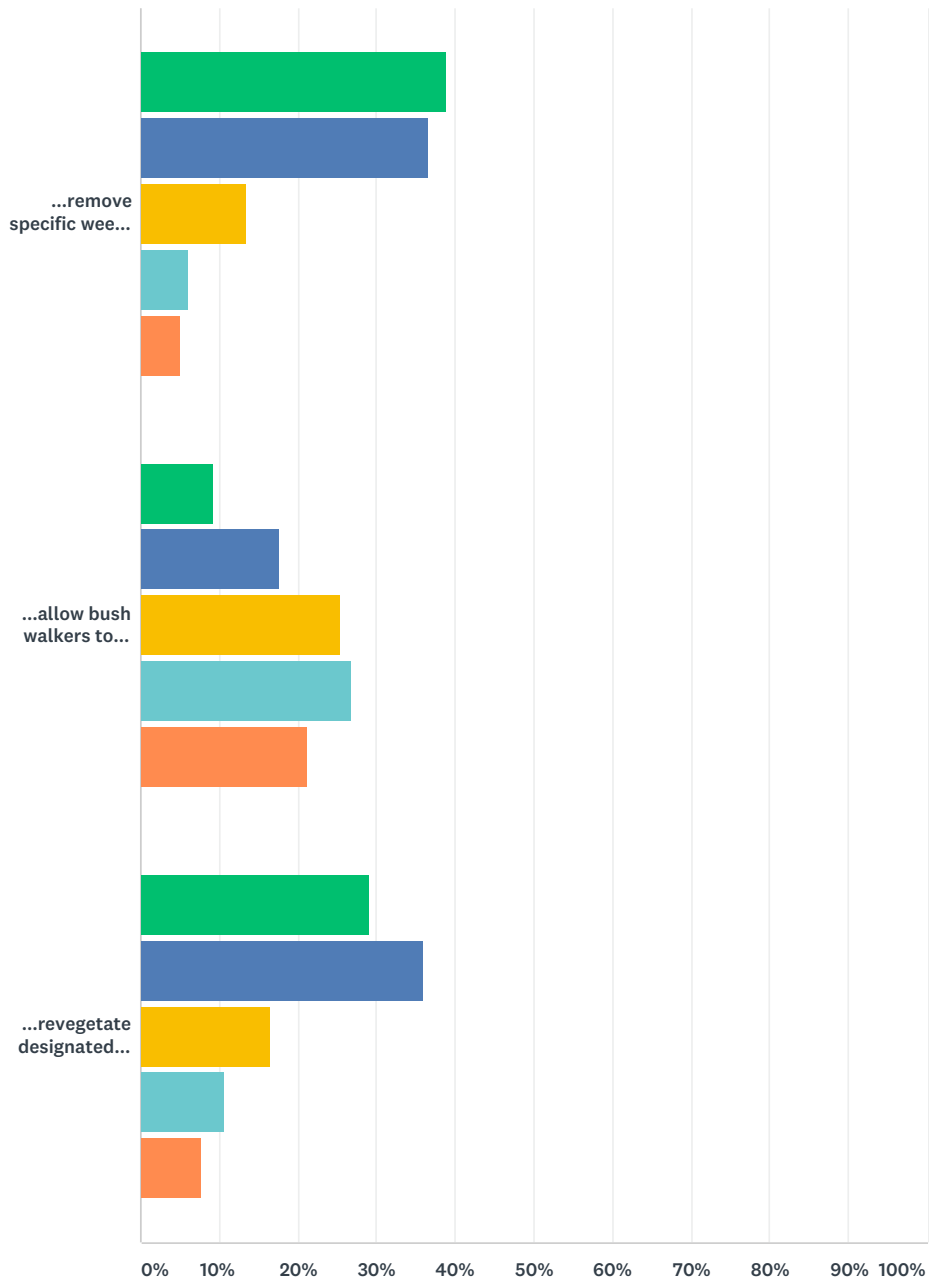
	STRONGLY AGREE	AGREE	NEUTRAL	DISAGREE	STRONGLY DISAGREE	TOTAL
--	----------------	-------	---------	----------	-------------------	-------

Tamborine Mountain Blueprint Survey

It is a good idea to organise more nature-based activities locally (economic benefit of locals)	47.49% 104	35.62% 78	12.33% 27	2.28% 5	2.28% 5	219
It is good to have an NGO co-ordinating revegetation efforts on private land	34.56% 75	32.72% 71	20.28% 44	6.45% 14	5.99% 13	217
If a new rain forest/cultural centre is to be built, then it should be run by locals (instead of by council or commercially)?	46.79% 102	30.73% 67	16.06% 35	5.50% 12	0.92% 2	218

Q8 Would you support an (enforceable) agreed code of environmental conduct for landowners to

Answered: 218 Skipped: 31



■ Strongly agree
 ■ Agree
 ■ Neutral
 ■ Disagree
 ■ Strongly disagree

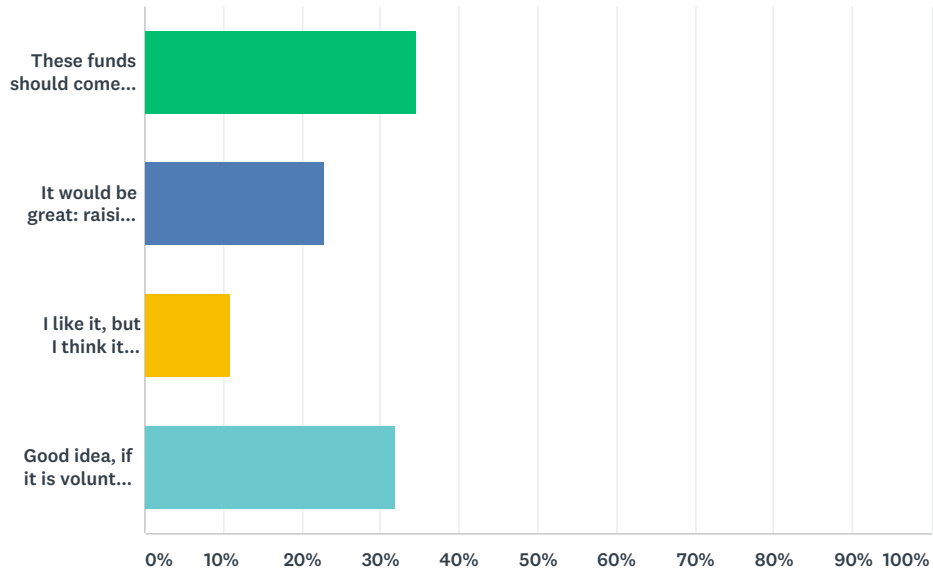
	STRONGLY AGREE	AGREE	NEUTRAL	DISAGREE	STRONGLY DISAGREE	TOTAL
...remove specific weeds from their properties	38.99% 85	36.70% 80	13.30% 29	5.96% 13	5.05% 11	218

Tamborine Mountain Blueprint Survey

...allow bush walkers to follow tracks that cross their land	9.22% 20	17.51% 38	25.35% 55	26.73% 58	21.20% 46	217
...revegetate designated parts of the property to create wildlife habitat	29.03% 63	35.94% 78	16.59% 36	10.60% 23	7.83% 17	217

Q9 Some business-owners suggest to introduce an environmental levy on all sales on the mountain: customers can voluntarily add 1% to sales to protect and improve our nature.

Answered: 211 Skipped: 38

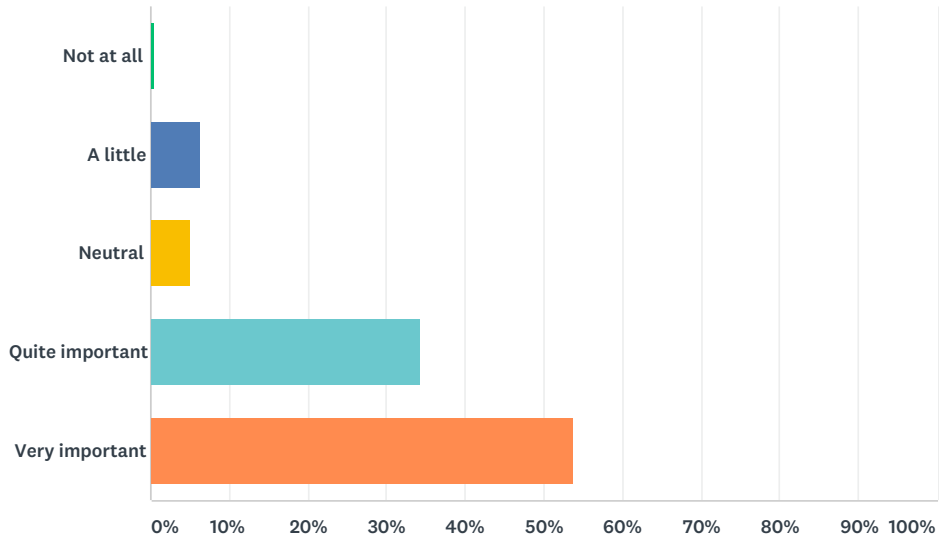


ANSWER CHOICES	RESPONSES	
These funds should come from government, no need for local collection	34.60%	73
It would be great: raising funds for nature and raising awareness of the value of rain forests	22.75%	48
I like it, but I think it would be too complicated to do	10.90%	23
Good idea, if it is voluntary (for shop owners and customers)	31.75%	67
TOTAL		211

Q10 How important are local services and facilities for you personally?

Answered: 221 Skipped: 28

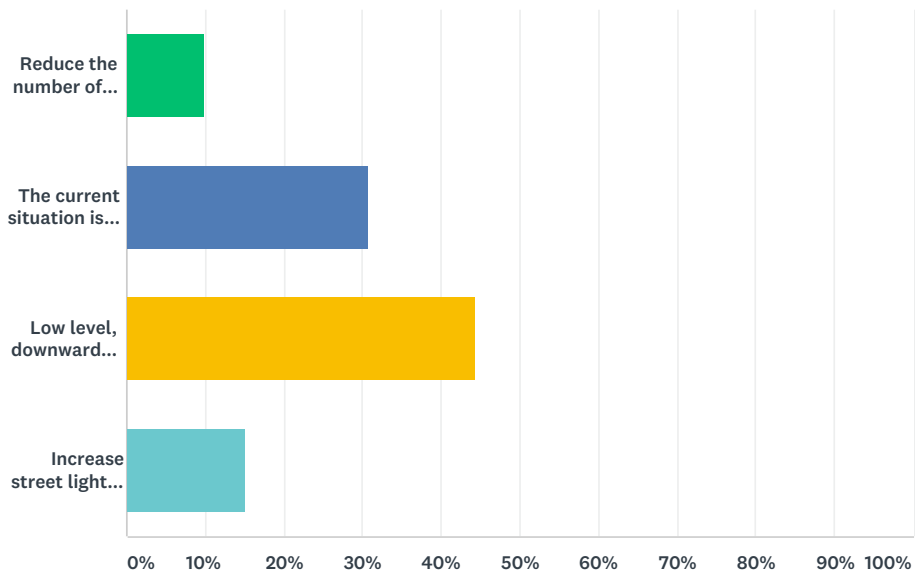
Tamborine Mountain Blueprint Survey



ANSWER CHOICES	RESPONSES
Not at all	0.45% 1
A little	6.33% 14
Neutral	4.98% 11
Quite important	34.39% 76
Very important	53.85% 119
TOTAL	221

Q11 Light....

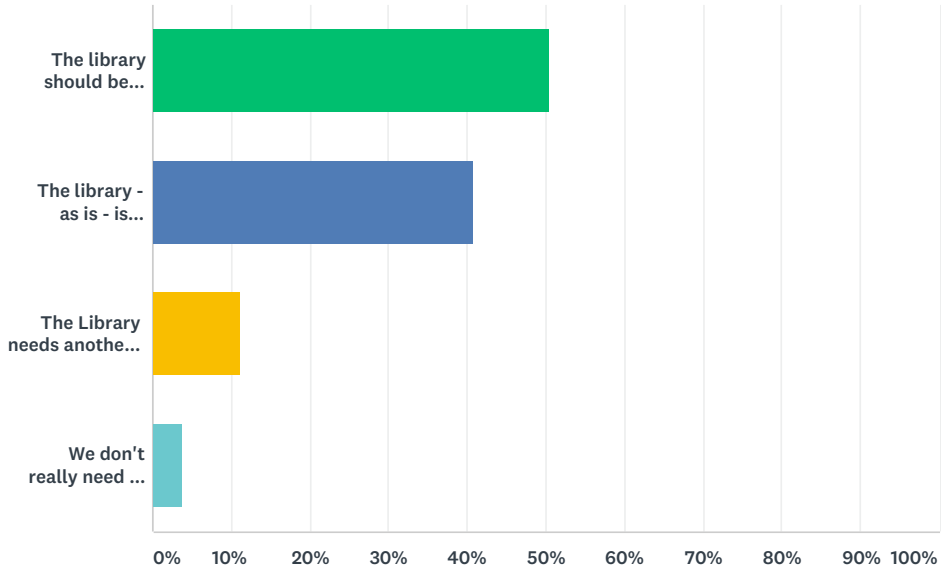
Answered: 212 Skipped: 37



ANSWER CHOICES	RESPONSES
Reduce the number of street lights	9.91% 21
The current situation is more or less good	30.66% 65
Low level, downward shining lights should be allowed in streets used for evening activities	44.34% 94
Increase street lighting for safety	15.09% 32
TOTAL	212

Q12 Regarding the Library (and Council desk).....

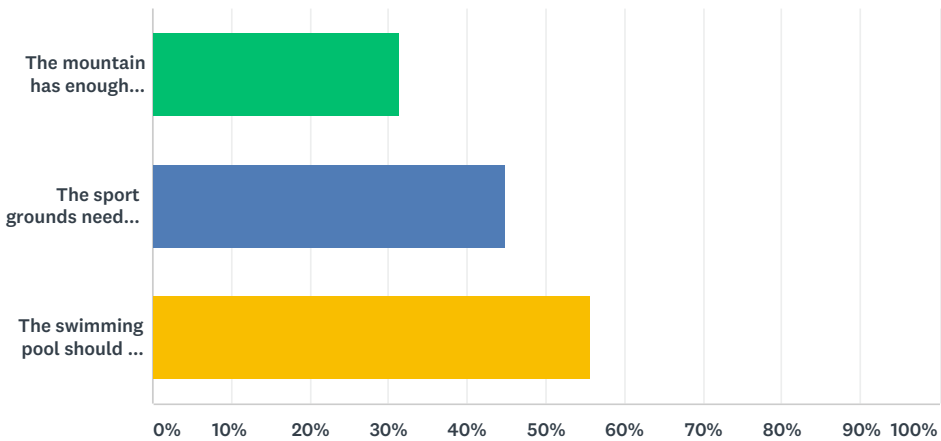
Answered: 208 Skipped: 41



ANSWER CHOICES	RESPONSES
The library should be upgraded technologically	50.48% 105
The library - as is - is okay	40.87% 85
The Library needs another location	11.06% 23
We don't really need a library in this day and age	3.85% 8
Total Respondents: 208	

Q13 Regarding sport facilities:

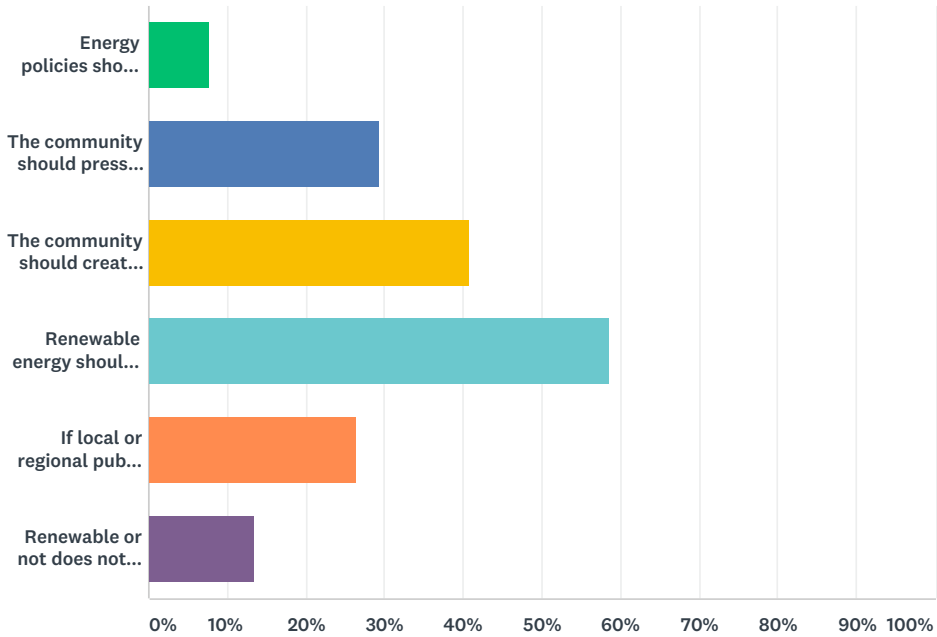
Answered: 210 Skipped: 39



ANSWER CHOICES	RESPONSES
The mountain has enough sporting facilities	31.43% 66
The sport grounds need to be improved with new facilities (as foreseen in their plans)	44.76% 94
The swimming pool should be improved	55.71% 117
Total Respondents: 210	

Q14 What is your vision on the way renewable energy should be dealt with?

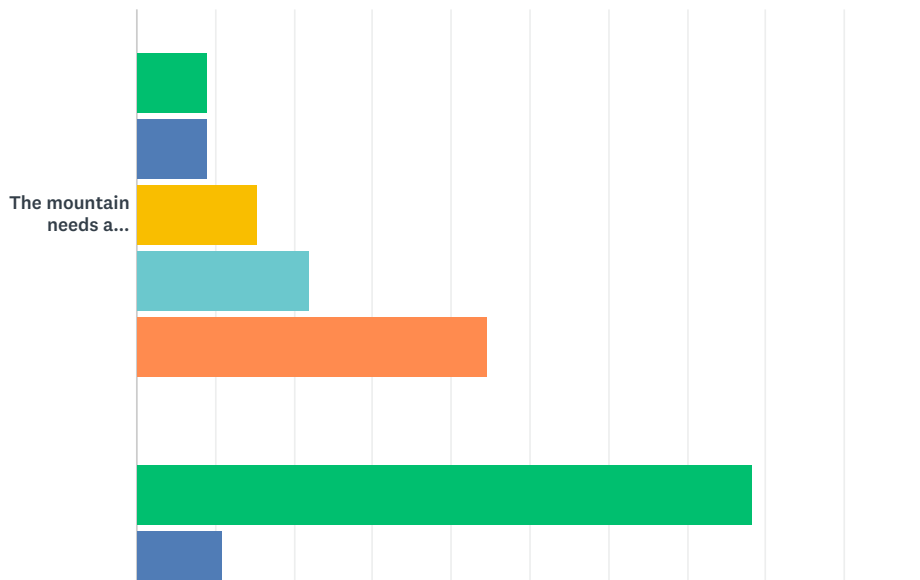
Answered: 208 Skipped: 41



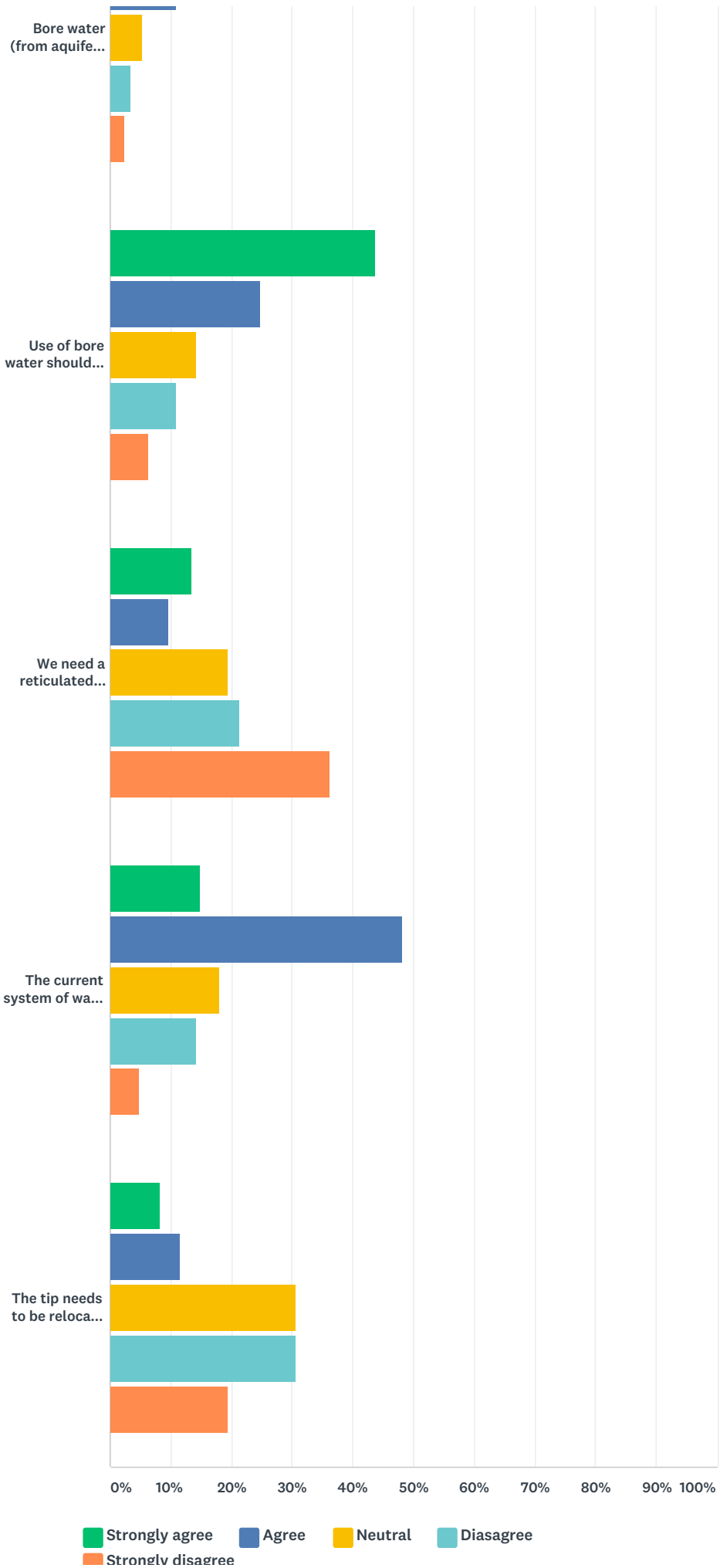
ANSWER CHOICES	RESPONSES	
Energy policies should be left to the market and council	7.69%	16
The community should pressure government for an overall Mountain renewable energy plan	29.33%	61
The community should create an overall Mountain renewable energy plan, like the CORE initiative	40.87%	85
Renewable energy should be a visible part of Tamborine Mountain's image/profile	58.65%	122
If local or regional public transport is considered, it should be based on electric vehicles	26.44%	55
Renewable or not does not matter; only power security and low prices matter	13.46%	28
Total Respondents: 208		

Q15 Your opinion about water, waste and sewerage.

Answered: 212 Skipped: 37



Tamborine Mountain Blueprint Survey

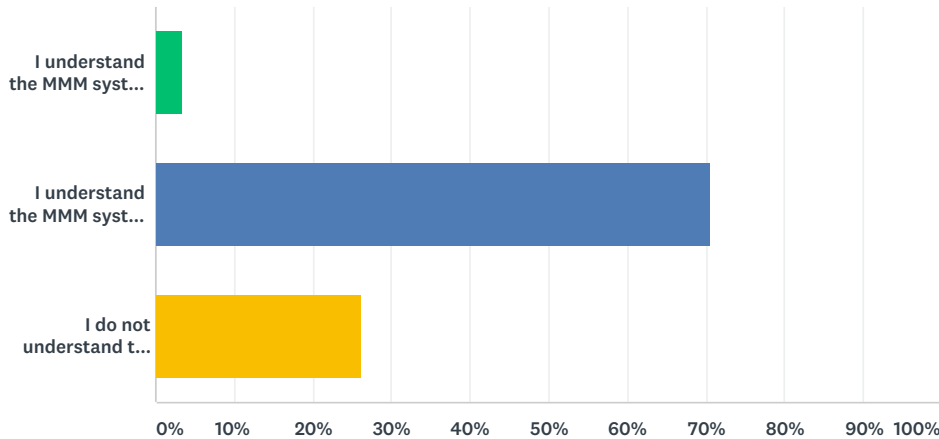


Tamborine Mountain Blueprint Survey

	STRONGLY AGREE	AGREE	NEUTRAL	DIASAGREE	STRONGLY DISAGREE	TOTAL
The mountain needs a reticulated town-water system (in stead of roof- and bore-water)	9.09% 19	9.09% 19	15.31% 32	22.01% 46	44.50% 93	209
Bore water (from aquifers) should never be sold off mountain	78.30% 166	10.85% 23	5.19% 11	3.30% 7	2.36% 5	212
Use of bore water should be regulated per bore (to avoid depletion), also for agricultural uses	43.81% 92	24.76% 52	14.29% 30	10.95% 23	6.19% 13	210
We need a reticulated town-sewerage system	13.33% 28	9.52% 20	19.52% 41	21.43% 45	36.19% 76	210
The current system of waste collection by Council is good (enough)	14.76% 31	48.10% 101	18.10% 38	14.29% 30	4.76% 10	210
The tip needs to be relocated to elsewhere on the mountain (due to traffic hazards at Knoll Rd)	8.10% 17	11.43% 24	30.48% 64	30.48% 64	19.52% 41	210

Q16 A ranking system called 'MMM' is currently being implemented by governments. It ranks the mountain as MMM1, which means 'urban'; no other Scenic Rim towns are zoned MMM1. This ranking reduces two major industries potentially to access government grants and support: health care and arts.

Answered: 210 Skipped: 39

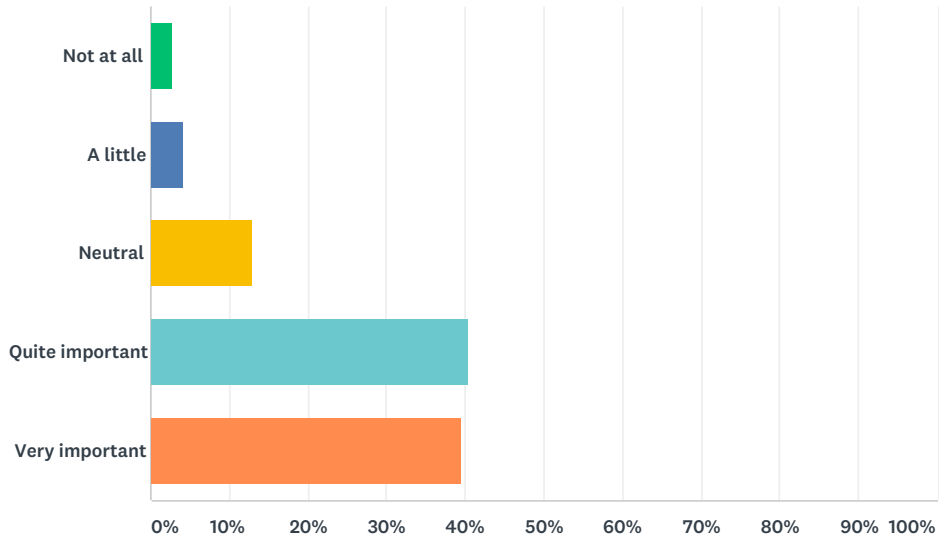


ANSWER CHOICES	RESPONSES
I understand the MMM system and agree with MMM1	3.33% 7
I understand the MMM system, but disagree with the MMM1 ranking	70.48% 148
I do not understand the system well enough	26.19% 55
TOTAL	210

Q17 How important are local economy and/or cultural policy for you?

Answered: 215 Skipped: 34

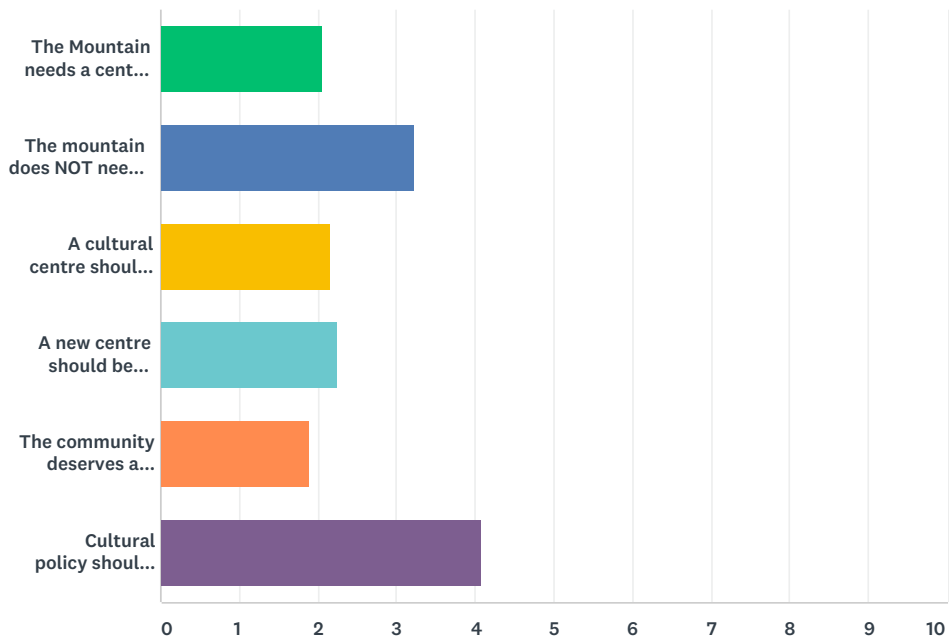
Tamborine Mountain Blueprint Survey



ANSWER CHOICES	RESPONSES	Count
Not at all	2.79%	6
A little	4.19%	9
Neutral	13.02%	28
Quite important	40.47%	87
Very important	39.53%	85
TOTAL		215

Q18 Regarding an environmental and/or cultural centre....

Answered: 204 Skipped: 45



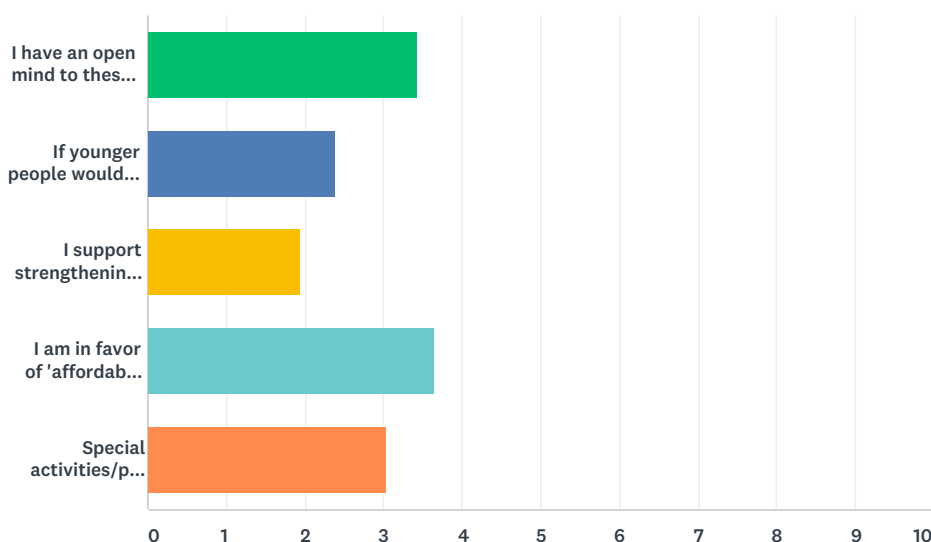
	STRONGLY AGREE	AGREE	NEUTRAL	DISAGREE	STRONGLY DISAGREE	TOTAL	WEIGHTED AVERAGE
The Mountain needs a centre for artists to work, meet, learn, exhibit and sell	39.11% 79	32.18% 65	17.82% 36	5.94% 12	4.95% 10	202	2.05
The mountain does NOT need a council or community cultural centre (enough commercial space available)	9.74% 19	18.97% 37	26.67% 52	27.69% 54	16.92% 33	195	3.23

Tamborine Mountain Blueprint Survey

A cultural centre should be combined with a rainforest information centre	25.12% 51	43.35% 88	24.63% 50	5.42% 11	1.48% 3	203	2.15
A new centre should be housed in an existing building (like the former IGA, or the Youngman centre)	24.14% 49	41.87% 85	24.14% 49	6.40% 13	3.45% 7	203	2.23
The community deserves a budget from council to be used for local cultural activities (festivals, workshops etc.)	43.84% 89	36.95% 75	9.85% 20	5.91% 12	3.45% 7	203	1.88
Cultural policy should be left entirely to government action	1.99% 4	2.49% 5	18.41% 37	40.30% 81	36.82% 74	201	4.07

Q19 Submissions from younger people show that they differ in their vision from adults: they seem to be more okay with cable-cars, sky-rails, KFC, McDonald than older people. Your thoughts?

Answered: 202 Skipped: 47



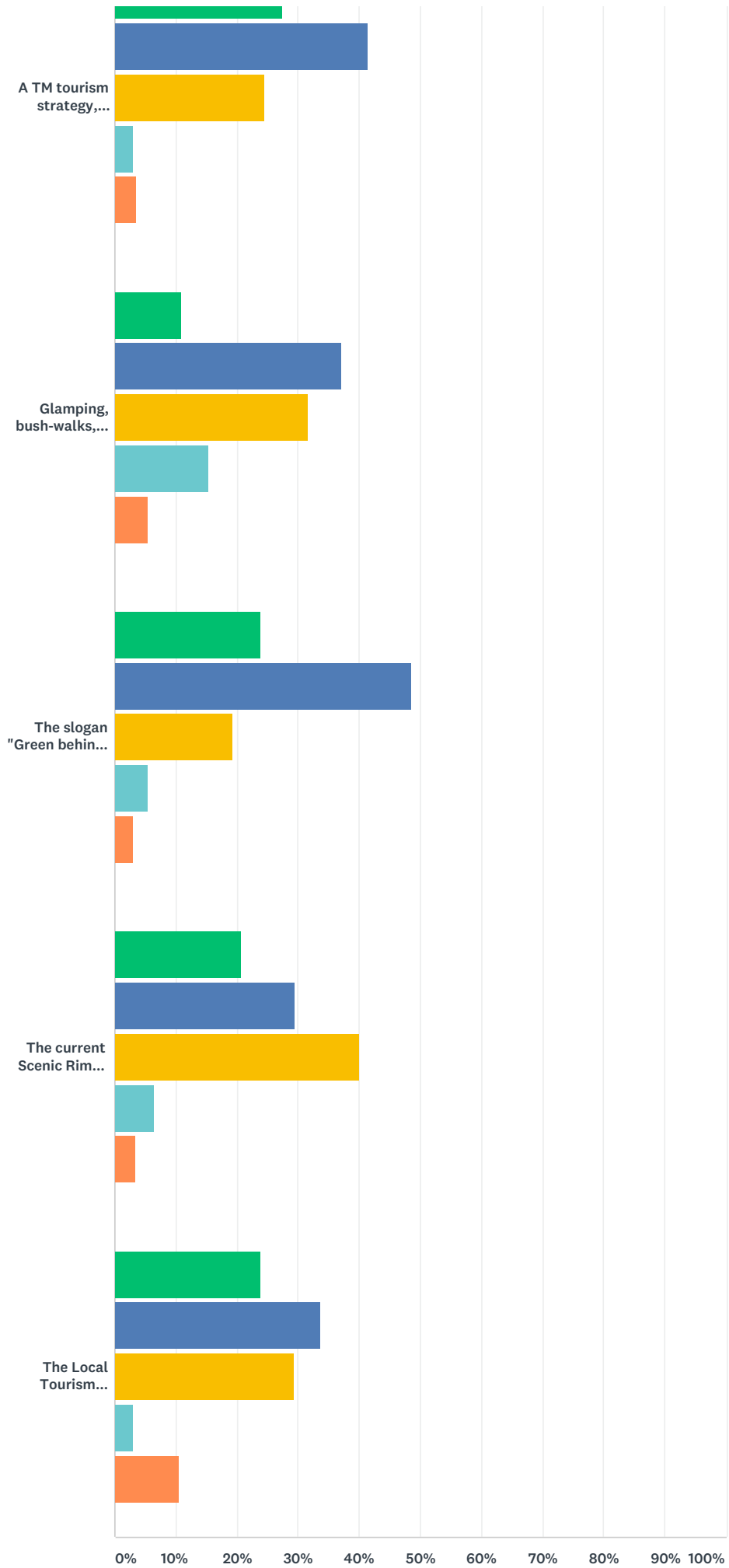
	STRONGLY AGREE	AGREE	NEUTRAL	DISAGREE	STRONGLY DISAGREE	TOTAL	WEIGHTED AVERAGE
I have an open mind to these services if it appeals to younger people	11.39% 23	14.36% 29	19.80% 40	29.21% 59	25.25% 51	202	3.43
If younger people would like to stay, then they have to accept the rural life style	26.24% 53	36.63% 74	15.84% 32	15.35% 31	5.94% 12	202	2.38
I support strengthening (in particular) the local tourism industry, to create jobs for young people	34.33% 69	45.27% 91	14.93% 30	3.48% 7	1.99% 4	201	1.94
I am in favor of 'affordable housing' even if this means more dual or condensed living (and a larger population)	8.46% 17	13.43% 27	16.42% 33	27.86% 56	33.83% 68	201	3.65
Special activities/precincts need to be established for younger people, even if this impacts on the 'mountain atmosphere'	10.40% 21	27.72% 56	23.76% 48	24.26% 49	13.86% 28	202	3.03

Q20 Regarding tourism policies....

Answered: 203 Skipped: 46



Tamborine Mountain Blueprint Survey



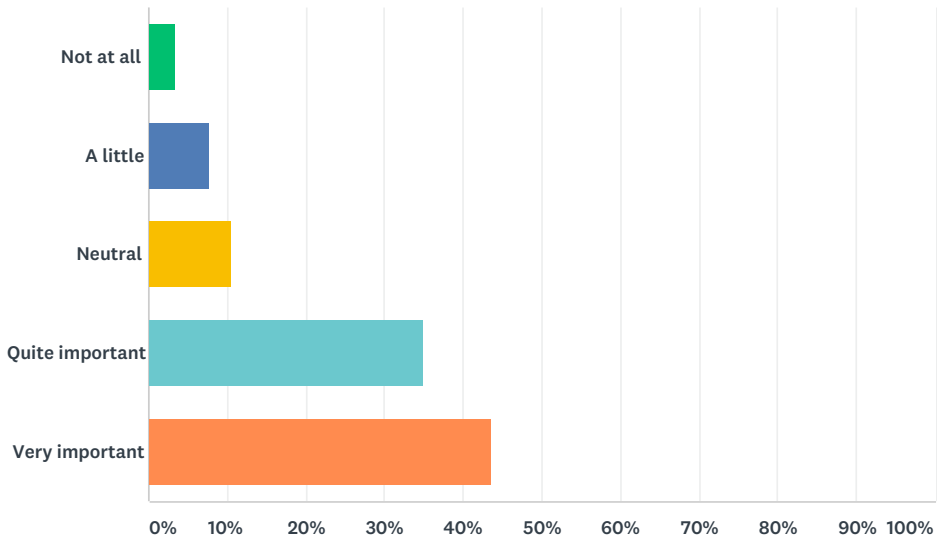
Tamborine Mountain Blueprint Survey

■ Strongly agree
 ■ Agree
 ■ Neutral
 ■ Disagree
 ■ Strongly disagree

	STRONGLY AGREE	AGREE	NEUTRAL	DISAGREE	STRONGLY DISAGREE	TOTAL
A TM tourism strategy, agreed by Council and local businesses is needed; funding by government	27.50% 55	41.50% 83	24.50% 49	3.00% 6	3.50% 7	200
Glamping, bush-walks, Airbnb and wedding industry are all well managed, no need for change	10.84% 22	36.95% 75	31.53% 64	15.27% 31	5.42% 11	203
The slogan "Green behind the Gold" covers pretty well what Tamborine Mountain is and wants to be	23.76% 48	48.51% 98	19.31% 39	5.45% 11	2.97% 6	202
The current Scenic Rim Council focus on agri-tourism is not helpful for TM	20.69% 42	29.56% 60	39.90% 81	6.40% 13	3.45% 7	203
The Local Tourism Organisation (currently The Chamber) needs government funding	23.76% 48	33.66% 68	29.21% 59	2.97% 6	10.40% 21	202

Q21 How important is the relationship with, and the structure of, local government for you?

Answered: 209 Skipped: 40



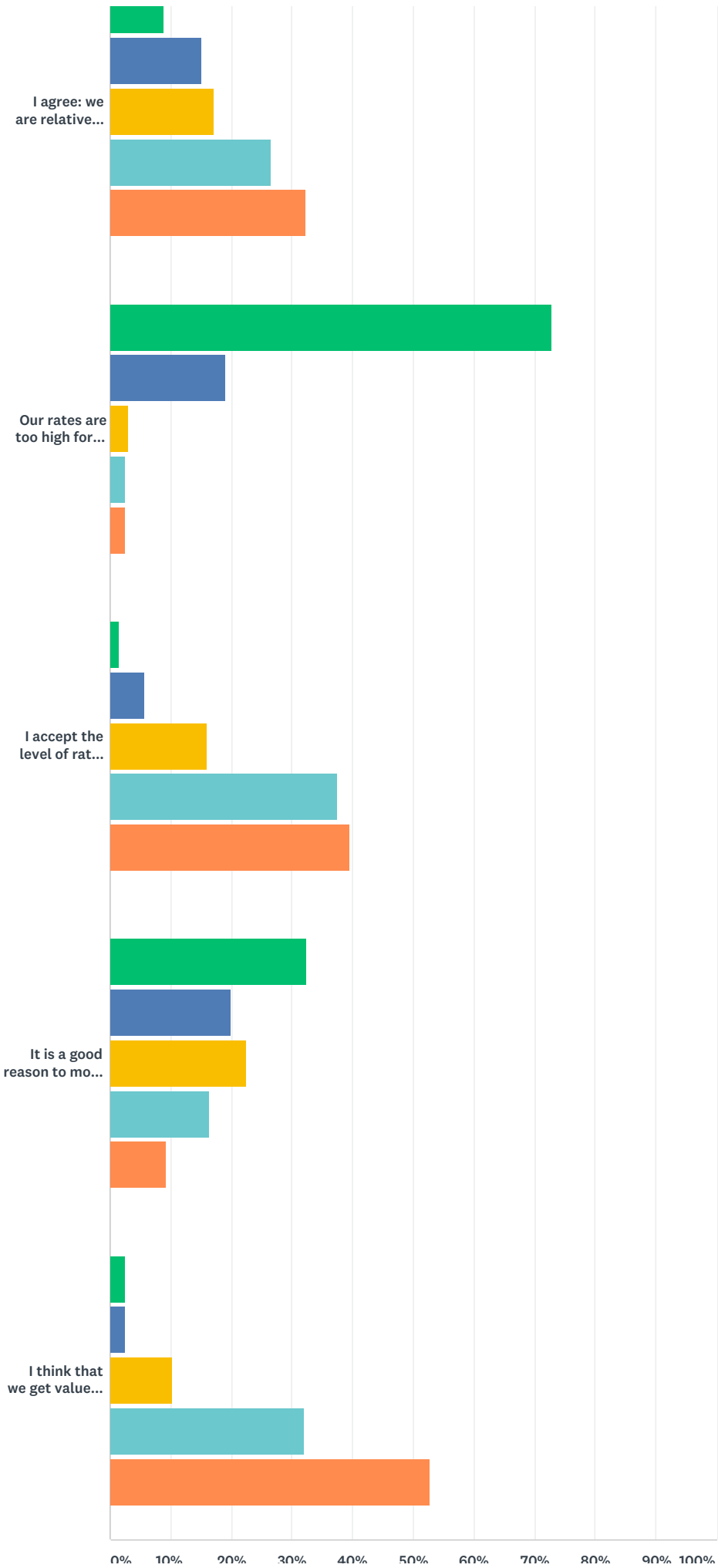
ANSWER CHOICES	RESPONSES
Not at all	3.35% 7
A little	7.66% 16
Neutral	10.53% 22
Quite important	34.93% 73
Very important	43.54% 91
TOTAL	209

Q22 With 1% of the land and 19% of the Scenic Rim population, the mountain pays 24% of the rates. Our rates are higher than elsewhere in the Scenic Rim, and about double the rates at the neighboring Gold Coast shire.

Answered: 200 Skipped: 49



Tamborine Mountain Blueprint Survey



Tamborine Mountain Blueprint Survey

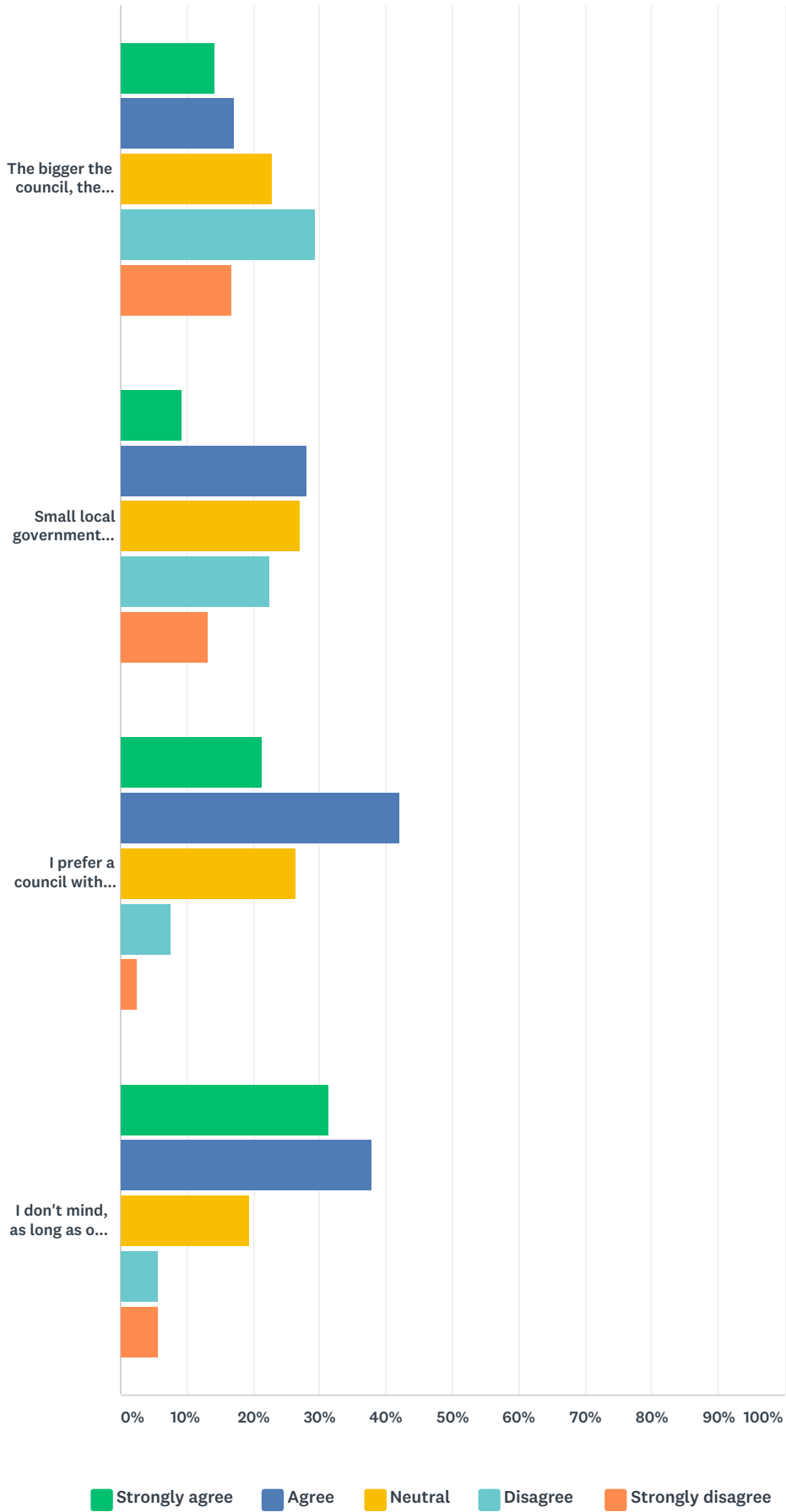
■ Strongly agree
 ■ Agree
 ■ Neutral
 ■ Disagree
 ■ Strongly disagree

	STRONGLY AGREE	AGREE	NEUTRAL	DISAGREE	STRONGLY DISAGREE	TOTAL
I agree: we are relatively wealthy, and we contribute to a large shire	8.85% 17	15.10% 29	17.19% 33	26.56% 51	32.29% 62	192
Our rates are too high for the services we receive	72.86% 145	19.10% 38	3.02% 6	2.51% 5	2.51% 5	199
I accept the level of rates because this is what Council needs for a sound budget	1.54% 3	5.64% 11	15.90% 31	37.44% 73	39.49% 77	195
It is a good reason to move to a cheaper, and economically stronger Council	32.49% 64	19.80% 39	22.34% 44	16.24% 32	9.14% 18	197
I think that we get value for money as far as rates are concerned	2.54% 5	2.54% 5	10.15% 20	31.98% 63	52.79% 104	197

Q23 If the community could choose the council it likes to belong to, which vision do you have about that?

Answered: 200 Skipped: 49

Tamborine Mountain Blueprint Survey



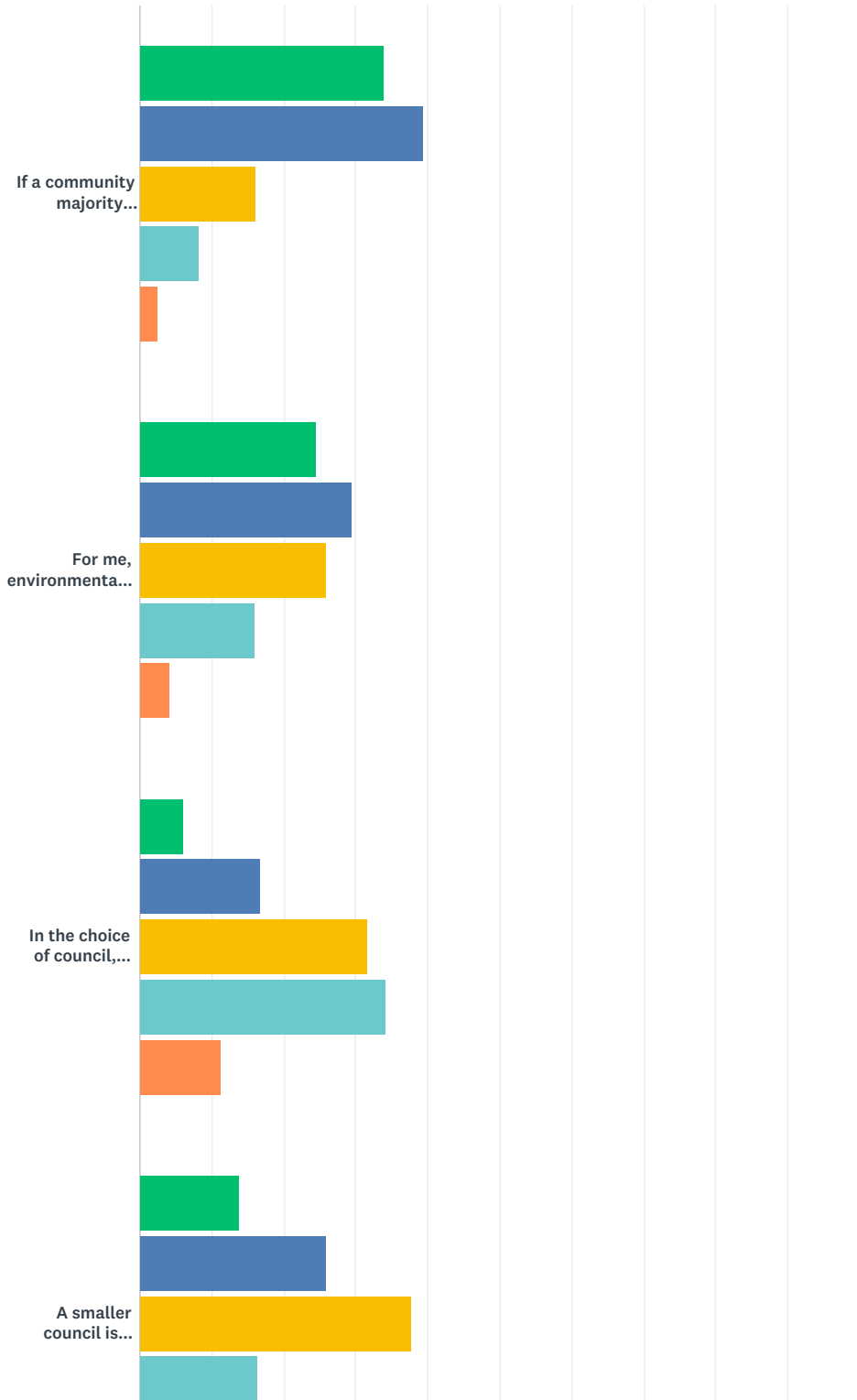
	STRONGLY AGREE	AGREE	NEUTRAL	DISAGREE	STRONGLY DISAGREE	TOTAL
The bigger the council, the better (because of financial strength more services/facilities will be within reach)	14.14% 28	17.17% 34	22.73% 45	29.29% 58	16.67% 33	198

Tamborine Mountain Blueprint Survey

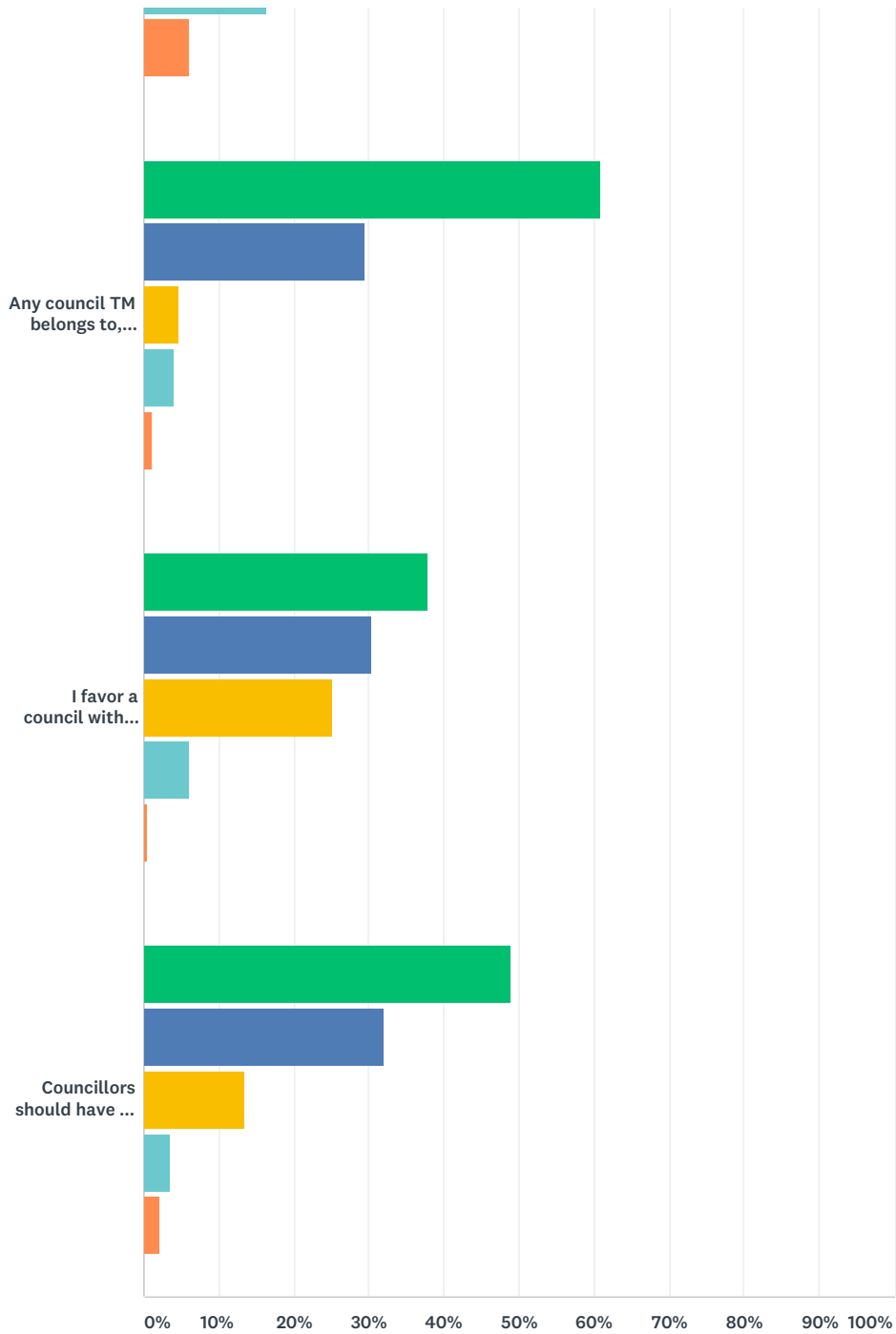
Small local government works better than big councils, despite the higher costs	9.18% 18	28.06% 55	27.04% 53	22.45% 44	13.27% 26	196
I prefer a council with an economy similar to ours, with focus on nature based tourism	21.32% 42	42.13% 83	26.40% 52	7.61% 15	2.54% 5	197
I don't mind, as long as our environment is protected, and development limited	31.28% 61	37.95% 74	19.49% 38	5.64% 11	5.64% 11	195

Q24 State governments decide on the boundaries of councils. Changing councils is a complicated process. What are your ideas about this, regarding TM?

Answered: 200 Skipped: 49



Tamborine Mountain Blueprint Survey



■ Fully agree
 ■ Agree
 ■ Neutral
 ■ Disagree
 ■ Strongly disagree

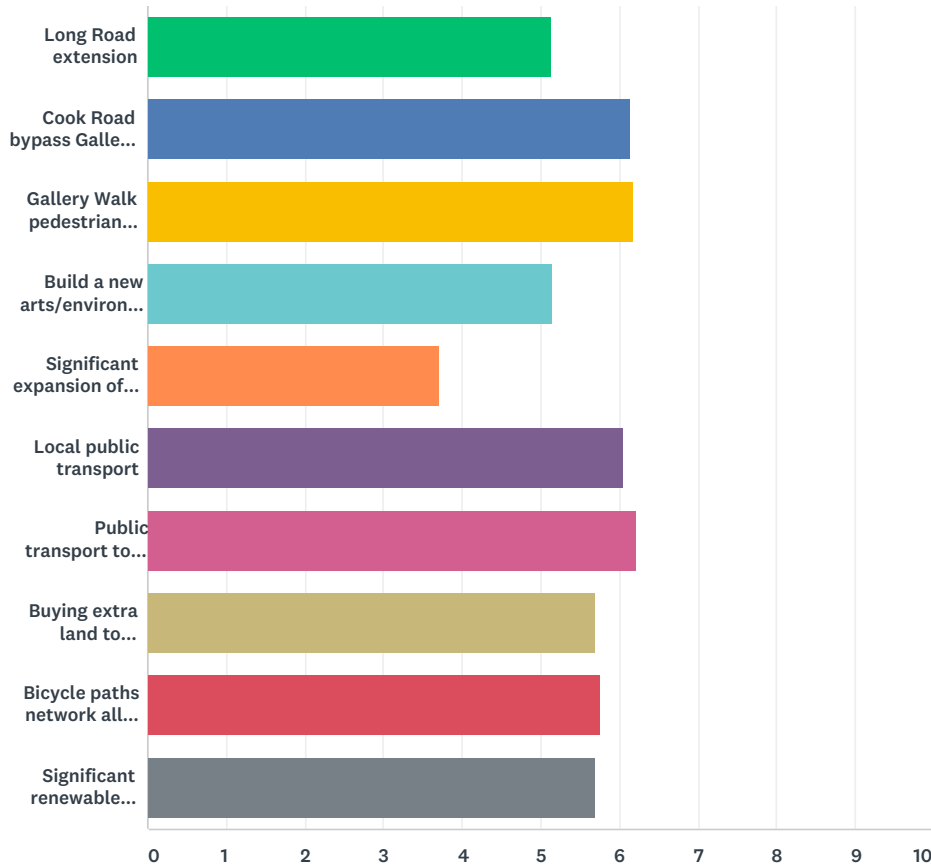
	FULLY AGREE	AGREE	NEUTRAL	DISAGREE	STRONGLY DISAGREE	TOTAL
If a community majority chooses to be part of a certain council, then that should be respected	33.84% 67	39.39% 78	16.16% 32	8.08% 16	2.53% 5	198
For me, environmental policies are the most important factor in judging the quality of a council	24.49% 48	29.59% 58	26.02% 51	15.82% 31	4.08% 8	196
In the choice of council, economic development is the most important factor	6.12% 12	16.84% 33	31.63% 62	34.18% 67	11.22% 22	196
A smaller council is preferable over a bigger council	13.78% 27	26.02% 51	37.76% 74	16.33% 32	6.12% 12	196
Any council TM belongs to, should prove how it will protect our Green, rural Mountain	60.91% 120	29.44% 58	4.57% 9	4.06% 8	1.02% 2	197
I favor a council with lower rates	37.95% 74	30.26% 59	25.13% 49	6.15% 12	0.51% 1	195

Tamborine Mountain Blueprint Survey

Councillors should have a relatively strong voice in decisions effecting their own division	48.97% 95	31.96% 62	13.40% 26	3.61% 7	2.06% 4	194
---	--------------	--------------	--------------	------------	------------	-----

Q25 Because resources are always limited, choices need to be made. Please rank ALL the topics below from 1 (very important) to 10 (not important).

Answered: 201 Skipped: 48



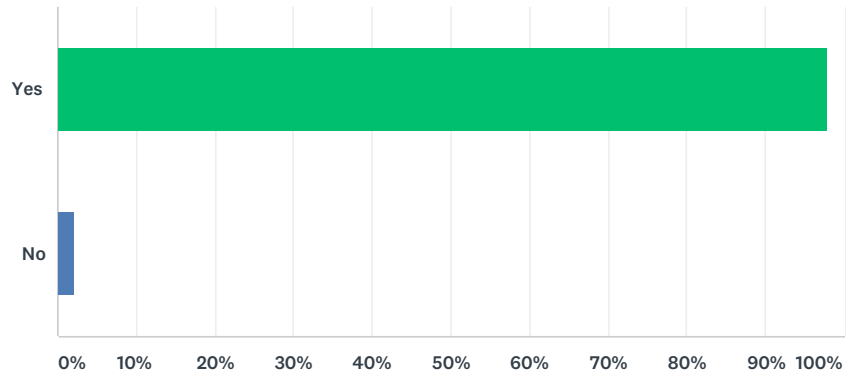
	1	2	3	4	5	6	7	8	9	10	TOTAL	SC
Long Road extension	12.78%	4.44%	10.56%	10.56%	10.56%	4.44%	6.11%	11.67%	12.78%	16.11%	180	
Cook Road bypass Gallery Walk	18.03%	10.93%	9.29%	9.29%	11.48%	9.29%	9.29%	4.92%	9.84%	7.65%	183	
Gallery Walk pedestrian upgrade	8.70%	11.96%	17.39%	9.78%	14.13%	8.70%	10.87%	8.70%	7.07%	2.72%	184	
Build a new arts/environment centre	5.49%	8.79%	7.69%	10.99%	11.54%	10.99%	10.44%	15.93%	9.34%	8.79%	182	
Significant expansion of the sport grounds	1.64%	5.46%	2.19%	7.65%	5.46%	11.48%	11.48%	12.02%	18.58%	24.04%	183	
Local public transport	6.59%	11.54%	16.48%	9.89%	10.44%	17.03%	11.54%	7.14%	8.79%	0.55%	182	
Public transport to the Gold Coast	15.51%	13.37%	10.70%	9.09%	9.63%	12.30%	9.09%	8.02%	4.81%	7.49%	187	

Tamborine Mountain Blueprint Survey

Buying extra land to preserve for nature and to create wildlife corridors	14.97% 28	10.16% 19	7.49% 14	8.56% 16	8.56% 16	8.56% 16	12.83% 24	12.83% 24	7.49% 14	8.56% 16	187
Bicycle paths network all over the mountain	8.90% 17	13.61% 26	9.42% 18	12.57% 24	14.14% 27	6.28% 12	7.85% 15	7.33% 14	10.99% 21	8.90% 17	191
Significant renewable energy and plastic-ban policies	12.12% 24	12.12% 24	11.62% 23	11.11% 22	5.56% 11	10.10% 20	7.07% 14	9.60% 19	7.07% 14	13.64% 27	198

Q26 I live within post code 4272 or 4271

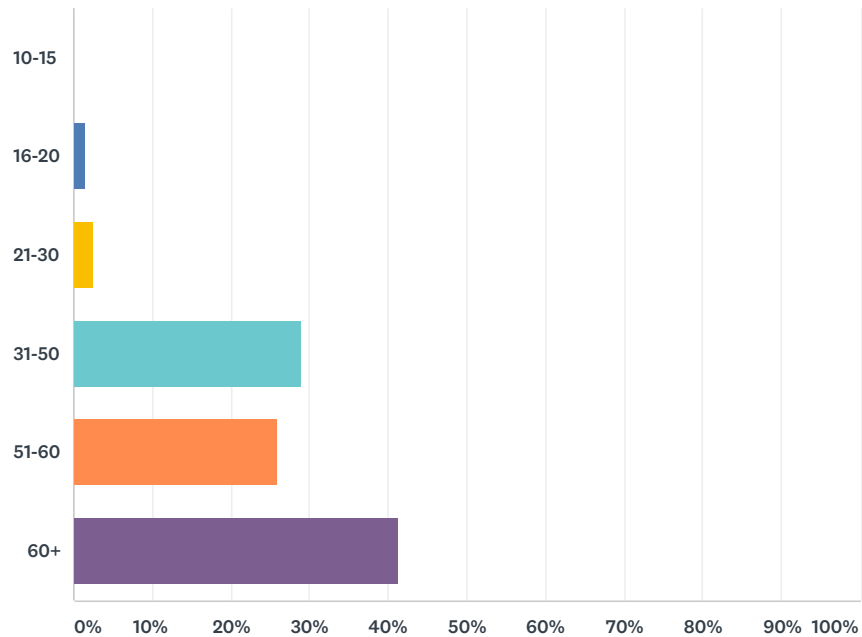
Answered: 197 Skipped: 52



ANSWER CHOICES	RESPONSES	COUNT
Yes	97.97%	193
No	2.03%	4
TOTAL		197

Q27 To which age group do you belong?

Answered: 201 Skipped: 48

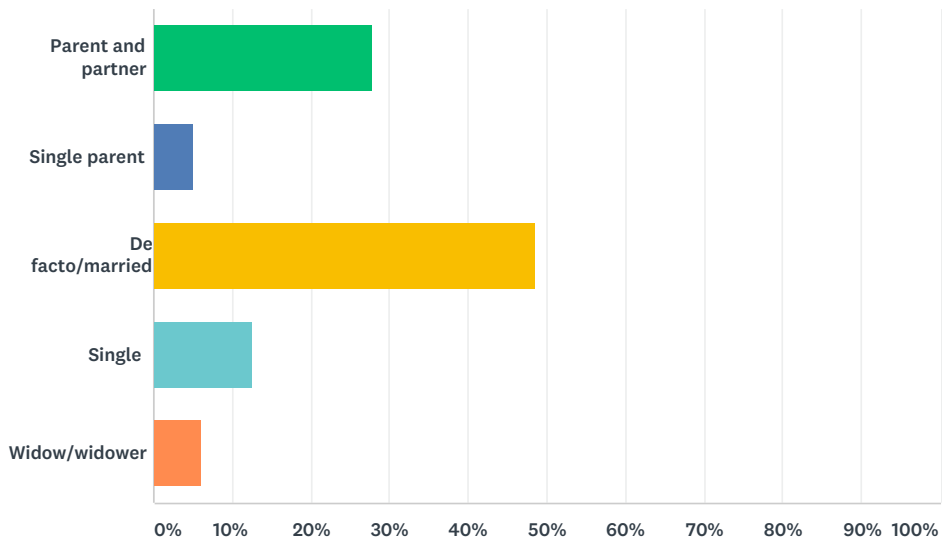


Tamborine Mountain Blueprint Survey

ANSWER CHOICES	RESPONSES
10-15	0.00% 0
16-20	1.49% 3
21-30	2.49% 5
31-50	28.86% 58
51-60	25.87% 52
60+	41.29% 83
Total Respondents: 201	

Q28 Which description suits you best?

Answered: 198 Skipped: 51

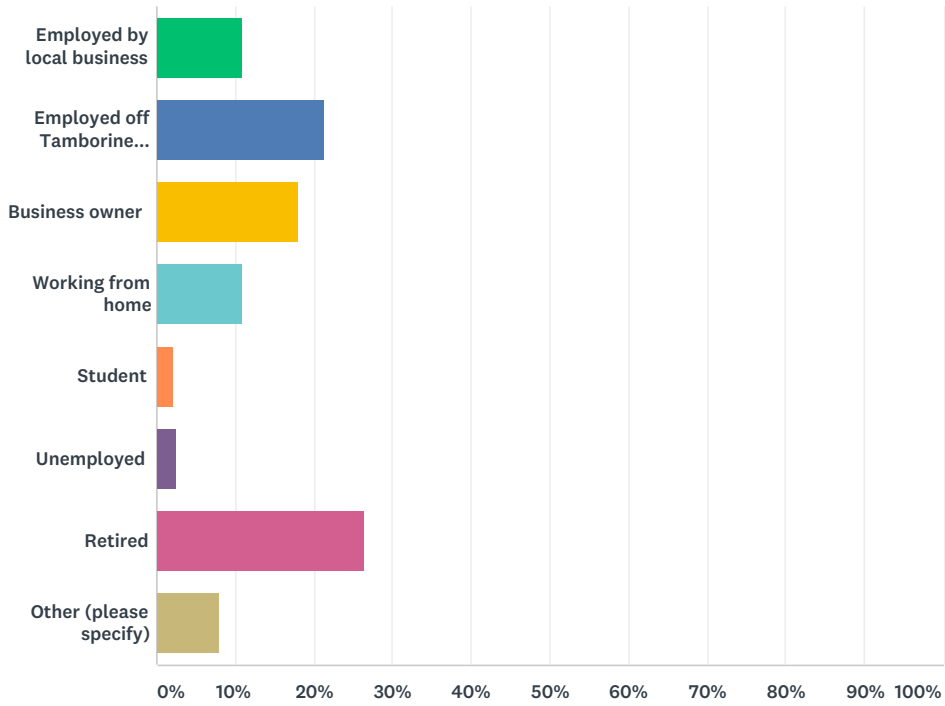


ANSWER CHOICES	RESPONSES
Parent and partner	27.78% 55
Single parent	5.05% 10
De facto/married	48.48% 96
Single	12.63% 25
Widow/widower	6.06% 12
TOTAL	198

Q29 What is your main occupation?

Answered: 201 Skipped: 48

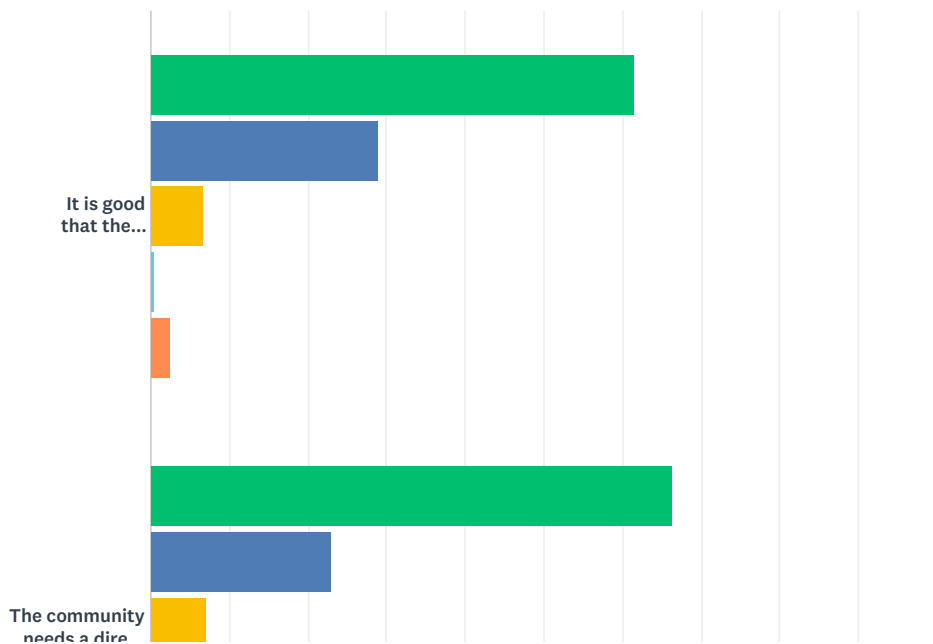
Tamborine Mountain Blueprint Survey



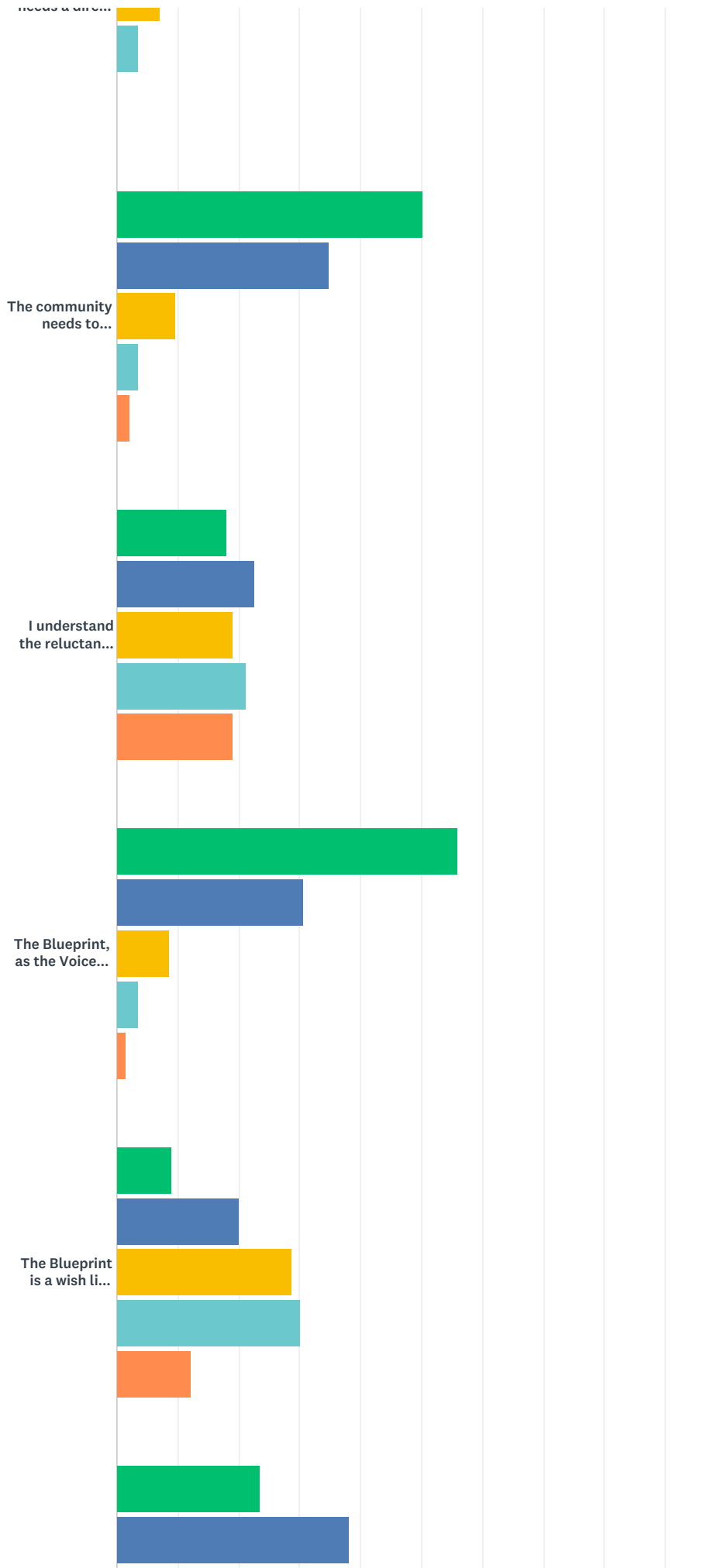
ANSWER CHOICES	RESPONSES	
Employed by local business	10.95%	22
Employed off Tamborine Mountain	21.39%	43
Business owner	17.91%	36
Working from home	10.95%	22
Student	1.99%	4
Unemployed	2.49%	5
Retired	26.37%	53
Other (please specify)	7.96%	16
TOTAL		201

Q30 We like to know what your opinion is on the Blueprint process.

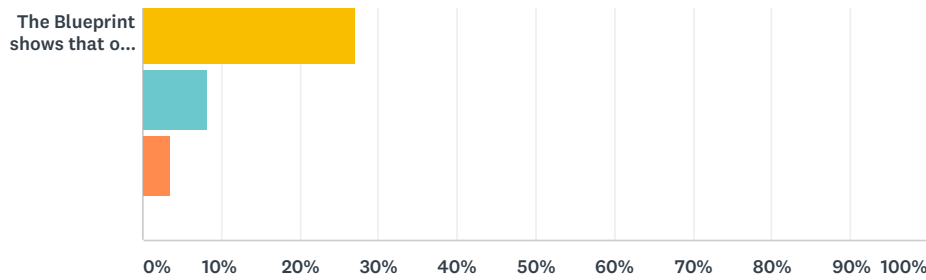
Answered: 200 Skipped: 49



Tamborine Mountain Blueprint Survey



Tamborine Mountain Blueprint Survey



■ Fully agree
 ■ Agree
 ■ Neutral
 ■ Disagree
 ■ Strongly disagree

	FULLY AGREE	AGREE	NEUTRAL	DISAGREE	STRONGLY DISAGREE	TOTAL
It is good that the Blueprint process was initiated	61.42% 121	28.93% 57	6.60% 13	0.51% 1	2.54% 5	197
The community needs a direct say in local policy making, on a regular basis. The Blueprint should lead to this.	66.33% 132	23.12% 46	7.04% 14	3.52% 7	0.00% 0	199
The community needs to establish a Blueprint committee which will follow up on the Blueprint statement	50.25% 100	34.67% 69	9.55% 19	3.52% 7	2.01% 4	199
I understand the reluctance of council to support the Blueprint process	18.09% 36	22.61% 45	19.10% 38	21.11% 42	19.10% 38	199
The Blueprint, as the Voice of the Community, is a valuable addition to the democratic process	55.84% 110	30.46% 60	8.63% 17	3.55% 7	1.52% 3	197
The Blueprint is a wish list which will not, or hardly, lead to any on ground outcomes	9.05% 18	20.10% 40	28.64% 57	30.15% 60	12.06% 24	199
The Blueprint shows that on many, probably most, issues on the mountain, the community is unified.	23.35% 46	38.07% 75	26.90% 53	8.12% 16	3.55% 7	197

Q31 Blueprint is a project by and for the community. The Blueprint Team like to keep you informed about the outcomes of this survey, and the follow up. If you like to stay informed, then please provide your email address.

Answered: 119 Skipped: 130

ANSWER CHOICES	RESPONSES
Name	97.48% 116
Company	0.00% 0
Address	0.00% 0
Address 2	0.00% 0
City/Town	0.00% 0
State/Province	0.00% 0
ZIP/Postal Code	0.00% 0
Country	0.00% 0
Email Address	98.32% 117
Phone Number	0.00% 0

Q32 If you have any extra comments regarding your answers, or suggestions for the Blueprint text or the process, please leave them in the text box below.

Answered: 53 Skipped: 196

